



SHIELD®

LAW ENFORCEMENT CHAIR



For offices, education, and institutions.

FurniturePro.Net

SHIELD CHAIR

EXTREME COMFORT • QUALITY CONSTRUCTION



SHIELD

FEATURES

- Provides freedom of movement
- Heavy duty components
- Basic or synchro mechanism
- Drop away arms
- Standard and heavy duty version
- Upholstered in ballistic nylon
- Built to last


DIMENSIONS

Seat width	22"
Seat depth SH01, SH01HD	21"
Seat depth SH04, SH04HD	21-23½"
Back width	29"
Back height	24-29"



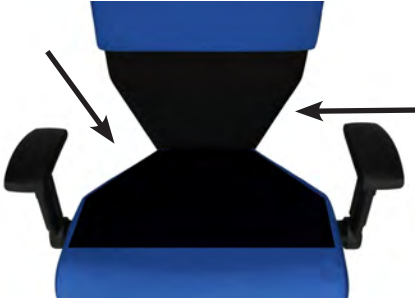
For offices, education, and institutions.

FurniturePro.Net



ANGLED REAR SEAT AND LOWER BACK

The Shield chair back and seat are angled, providing additional space for gun belts or other bulky equipment belts.



ALCOVE CLEARANCE

The chair's lower back padding is cut away to provide 2 more inches of room, making it easy to move around.



DROP-AWAY ARMS

Chair arms drop easily out of the way to create more space for bulky duty or utility belts.




RATCHET BACK

The Shield chair's height-adjustable back expands 5" for just the right fit.



LUMBAR PAD

Removable lumbar pad for extra support.



For offices, education, and institutions.

FurniturePro.Net

SHIELD CHAIR

EXTREME COMFORT • QUALITY CONSTRUCTION

2 WEIGHT CAPACITIES

The Shield chair is built to withstand tough 24/7 multi-shift work environments, and is available in two weight capacities: 350 lbs. and 500 lbs.



350 LB. WEIGHT CAPACITY

5-prong 27" poly base



500 LB. WEIGHT CAPACITY

6-prong 27" steel base

Heavy-duty casters

BALLISTIC NYLON

Upholstered with durable ballistic nylon, it'll withstand the conditions of a rigorous 24/7 multi-shift environment.

- Breathable
- Water repellent
- Excellent tear resistance
- Air-jet textured for high abrasion resistance



Camo



Blue



Black



Red



For offices, education, and institutions.

FurniturePro.Net